

ASSEMBLY INSTRUCTION



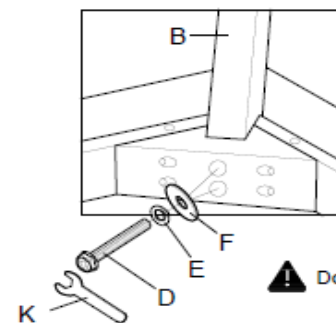
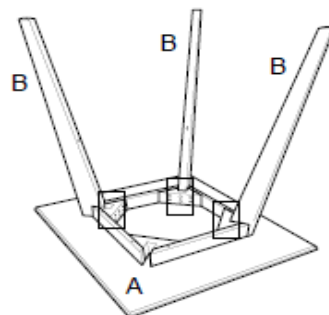
PART LIST

NO	DESCRIPTION	QTY
A	TABLE TOP	1 PC
B	TABLE LEG	4 PCS
C	STRETCHER	2 PCS

HARDWARE LIST

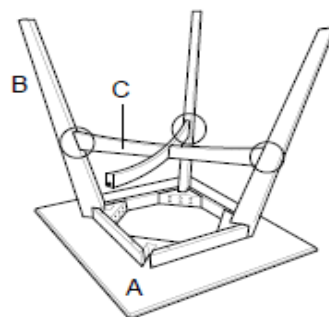
NO	DESCRIPTION	QTY
D	HEX COMB $\frac{5}{16}$ " X $2\frac{1}{2}$ "	8 PCS
E	SPRING WASHER M8	8 PCS
F	FLAT WASHER M8	8 PCS
G	CSK M4 x 38MM	4 PCS
H	JCBC M6 x 35MM	1 PC
I	SPRING WASHER M6	1 PC
J	ALLEN KEY M4 x 110MM	1 PC
K	WRENCH 12.8	1 PC

STEP 1



⚠ Do not fully tighten the hardware.

STEP 2



⚠ Do not fully tighten the hardware.

