









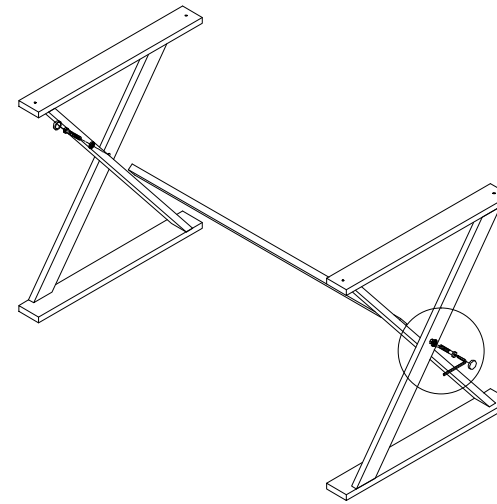





HARDWARE LIST:




PACKAGE	DESCRIPTION	PART PHOTO	QTY	PACKAGE	DESCRIPTION	PART PHOTO	QTY
1/1	SCREW M8*45		2PCS				
	CLIP M8		2PCS				
	ALLEN KEY φ5		1PC				
	SCREW M6*16		4PCS				
	ALLEN KEY φ4		1PC				
	SCREW M8*30		2PCS				
	TOP PART (152*25*5)		4PCS				
	SUCKER φ30*7-M6		4PCS				
	SCREW M4*20		8PCS				
	WASHER (φ16-φ6*1.0)		8PCS				

STEP 1

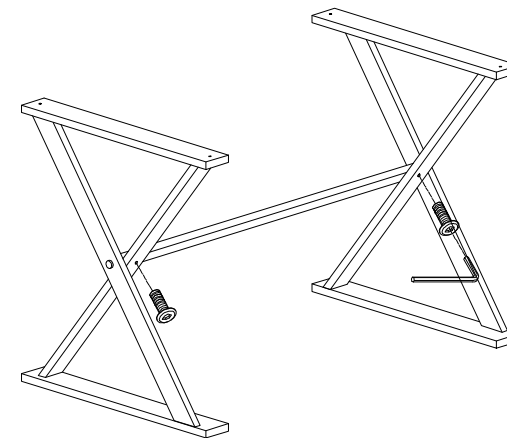




- (M8*45  2PCS)
- (M8  4PCS)
- (φ5  1PCS)

PART LIST:


PACKAGE	DESCRIPTION	PART PHOTO	QTY	PACKAGE	DESCRIPTION	PART PHOTO	QTY
1/1	SIDE FRAME		2PCS				
	CONNECTING BAR		1PCS				
	HARDWARE		1PCS				

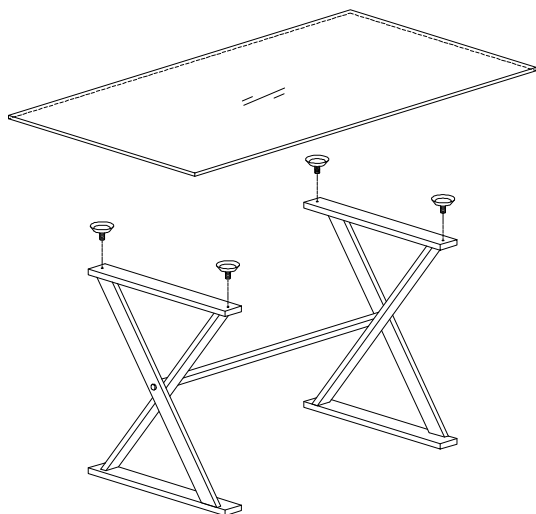
STEP 2



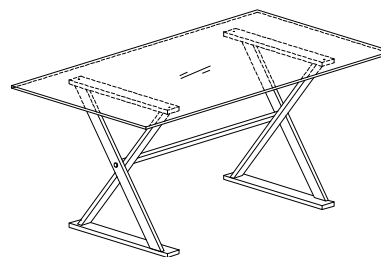
- (M8*30  2PCS)
- (φ5  1PCS)

STEP 3/1

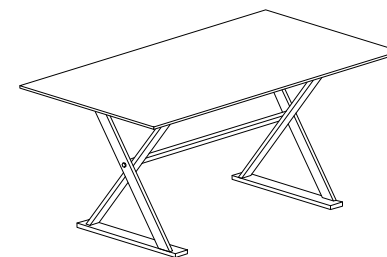
($\phi 30 \times 7$ -M6  4PCS)








FINISH



OR



STEP 3/2

(M6*16  4PCS)
($\phi 4$  1PCS)
(152*25*5  4PCS)
(M4*20  8PCS)
($\phi 16-6 \times 1.0$  8PCS)

