






# Assembly Instruction






EDITION: A

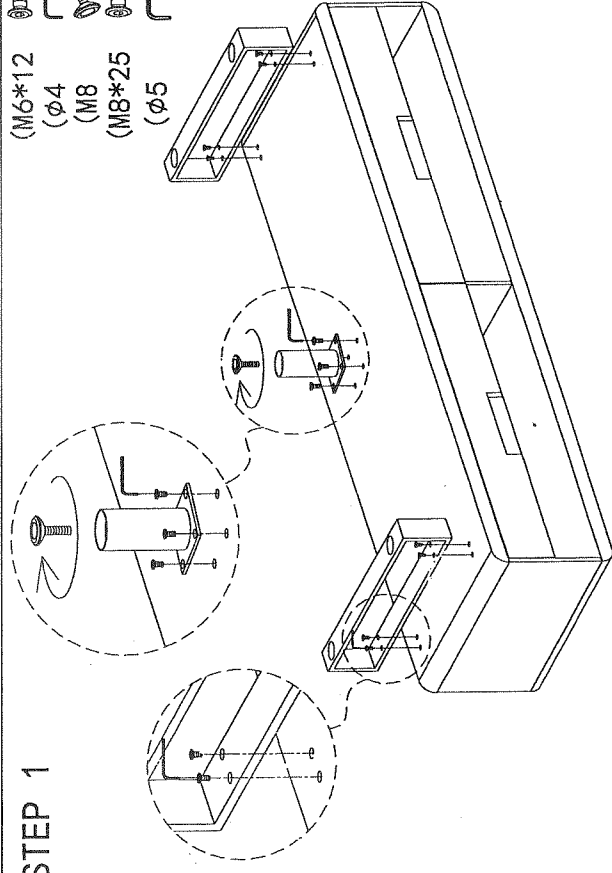
## HARDWARE LIST:

PACKAGE	DESCRIPTION	PART PHOTO	QTY
1/1	SCREW M6*12		4PCS
	ALLEN KEY φ4		1PC
	ADJUSTABLE NUT M8		1PC
	SCREW M8*25		8PCS
	ALLEN KEY φ5		1PC





PACKAGE	DESCRIPTION	PART PHOTO	QTY

## STEP 1

-  (M6\*12) 4PCS
-  (φ4) 1PC
-  (M8) 1PC
-  (M8\*25) 8PCS
-  (φ5) 1PC

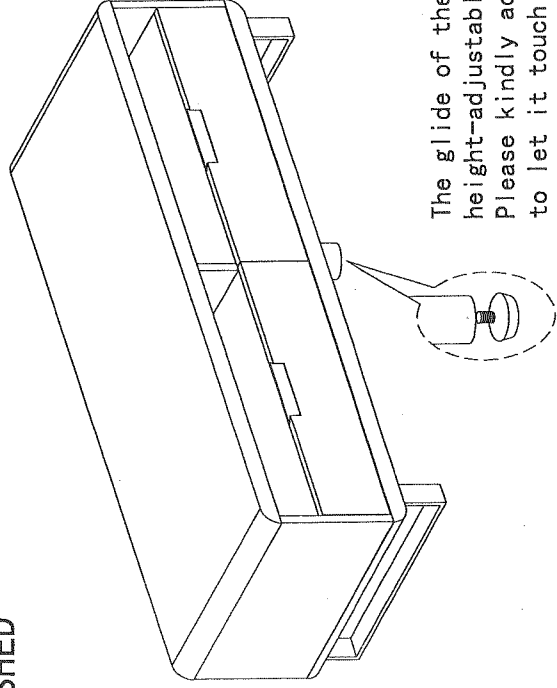


## PART LIST:

PACKAGE	DESCRIPTION	PART PHOTO	QTY
1/1	BUFFU BODG		1PC
	LEG		2PCS
	ADJUSTABLE LEG		1PC
	HARDWARE		1PC

PACKAGE	DESCRIPTION	PART PHOTO	QTY

## FINISHED



The glide of the leg is height-adjustable. Please kindly adjust the glide to let it touch the floor for support purpose.